

Scaled data based on original data using
LM-79-08 Approved Method: Electrical and Photometric Measurements of Solid-
State Lighting Products

Test Report Prepared for
Cooper Lighting Solutions
(formerly Eaton)

Brand: McGRAW-EDISON

Report Number: P543131

Luminaire Tested: **TT-D7-735-U-RW-PM**

Issue Date: 6/22/2021

Test Information

Test Method: LM-79-08
Report Number: P543131
TEST IS SCALED FROM IESNA LM-79-08 TEST DATA (G3-2106-277-3)
Test Lab: INNOVATION CENTER
Issue Date: 6/22/2021
Manufacturer: COOPER LIGHTING SOLUTIONS (FORMERLY EATON)
Product Line: MCGRAW-EDISON
Catalog Number: TT-D7-735-U-RW-PM
Description: TOPTIER LED SITE LUMINAIRE
3500K, 70 CRI LEDS AND RECTANGULAR DISTRIBUTION
Light Source: -
Ballast/Driver: ELECTRONIC DRIVER

Summary

Lumens per Lamp: N/A
Luminaire Lumens: 14544 lumens
Efficiency: N/A
Efficacy: 114.4 lumens/watt
Luminous Opening: Circular (Dia: 1.12' x H: 0')
IES Classification: Type II - Short
BUG Rating: B4 - U0 - G4

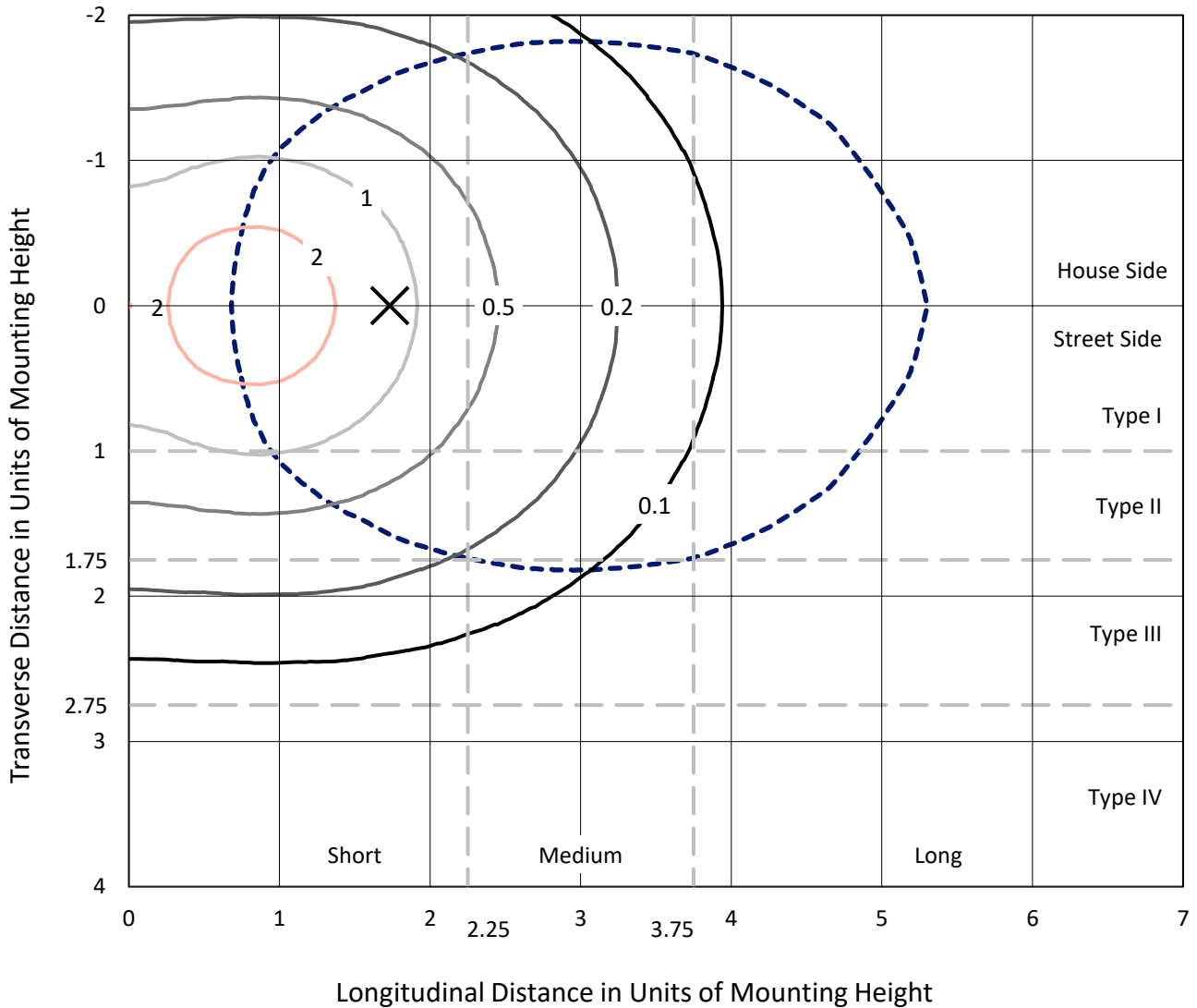
Input Watts (W): 127.1
Input Voltage (V): NR
Input Current (Ain): NR
Voltage Rise (V): NR
Power Factor: NR
Total Harmonic Distortion (THDi): NR
Frequency (hertz): 60
Stabilization Time: NR
Operation Time: NR
Ambient Temperature (°C): NR
Test Distance: 28.75 FT



REPORT NUMBER: P543131
 CATALOG NUMBER: TT-D7-735-U-RW-PM

Iso-Footcandle Lines of Horizontal Illumination

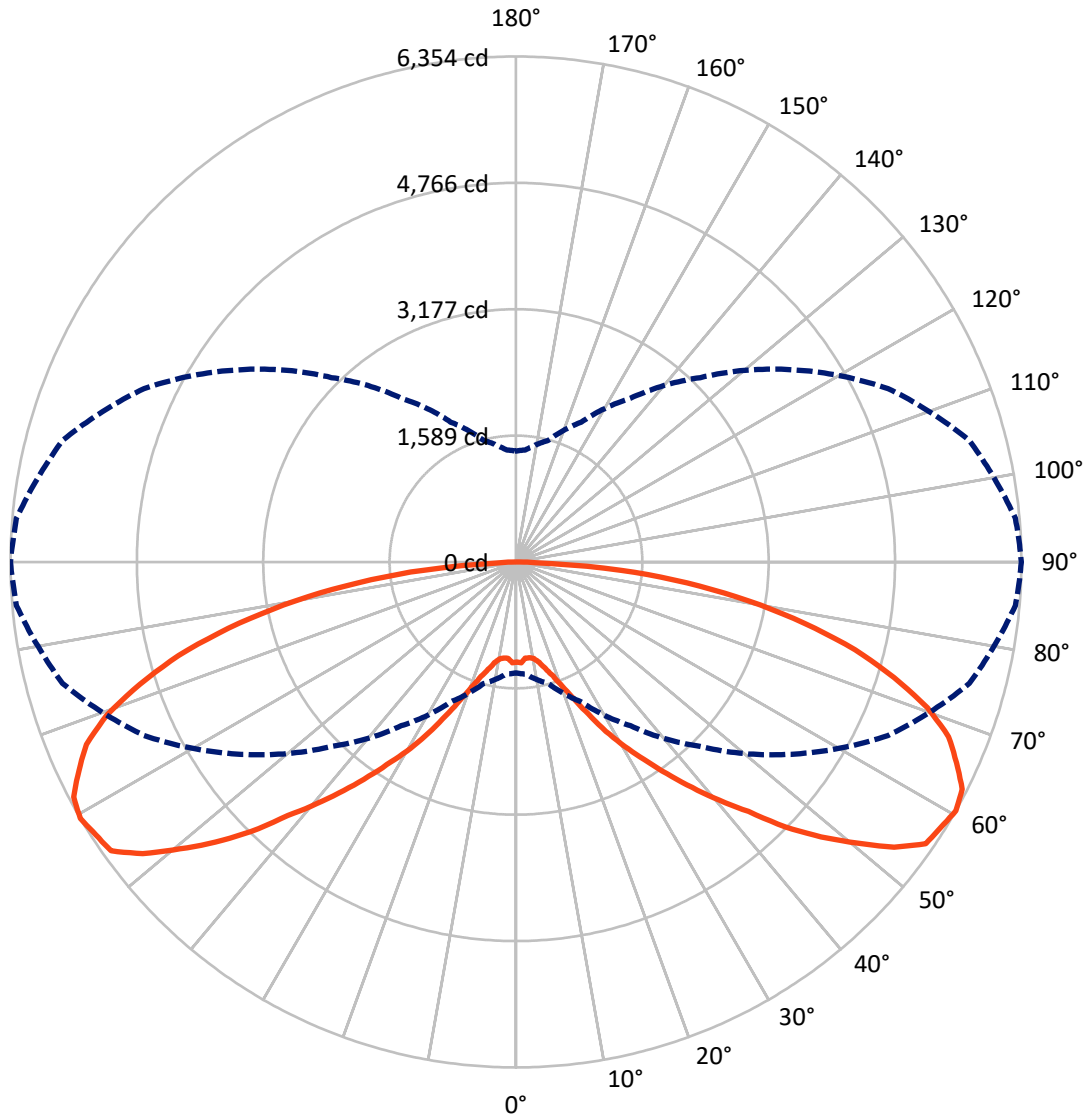
✕ Max cd
 - - - 1/2 Max cd



Based on 25 foot mounting height. Maximum calculated value = 2.9 fc
 Type II - Short - N/A

REPORT NUMBER: P543131
CATALOG NUMBER: TT-D7-735-U-RW-PM

Luminous Intensity Polar Plot



— Vertical Plane Through 90-Deg Lateral - - - Horizontal Cone Through 60-Deg Vertical

REPORT NUMBER: P543131
 CATALOG NUMBER: TT-D7-735-U-RW-PM

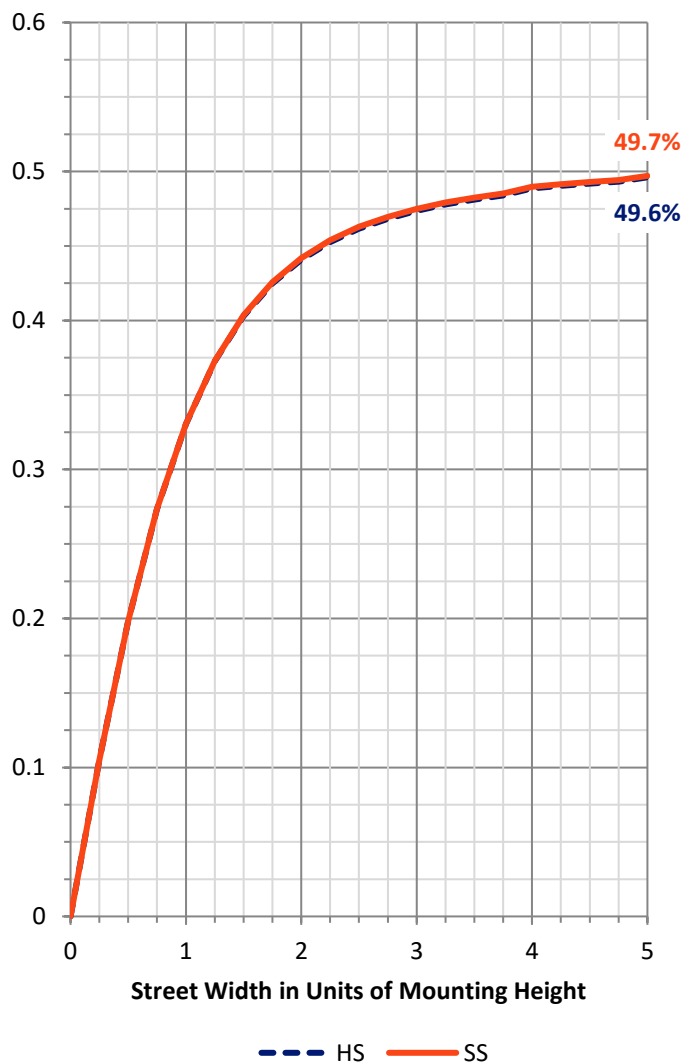
FLUX DISTRIBUTION:

		Downward	Upward	Total
House Side	Lumens	7272.0	0.0	7272.0
	% Fixture	50.0	0.0	50.0
Street Side	Lumens	7272.0	0.0	7272.0
	% Fixture	50.0	0.0	50.0
Total	Lumens	14544.0	0.0	14544.0
	% Fixture	100.0	0.0	100.0

ZONAL LUMENS:

Zone	Lumens	% Fixture
0°-10°	117.1	0.8
10°-20°	369.6	2.5
20°-30°	770.5	5.3
30°-40°	1408.8	9.7
40°-50°	2289.8	15.7
50°-60°	3180.6	21.9
60°-70°	3315.7	22.8
70°-80°	2408.2	16.6
80°-90°	683.7	4.7
90°-100°	0.0	0.0
100°-110°	0.0	0.0
110°-120°	0.0	0.0
120°-130°	0.0	0.0
130°-140°	0.0	0.0
140°-150°	0.0	0.0
150°-160°	0.0	0.0
160°-170°	0.0	0.0
170°-180°	0.0	0.0
0°-90°	14544.0	100.0
0°-180°	14544.0	100.0

Coefficient of Utilization

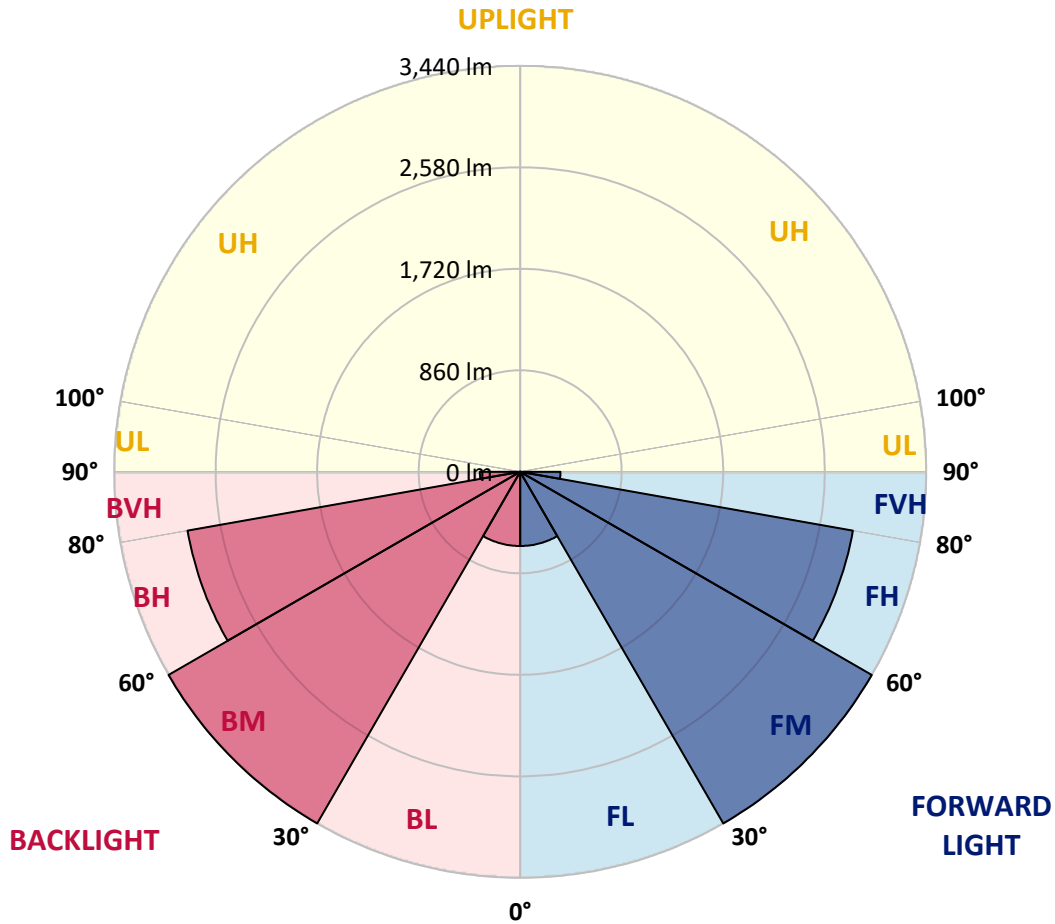


REPORT NUMBER: P543131
 CATALOG NUMBER: TT-D7-735-U-RW-PM

LUMINAIRE CLASSIFICATION SYSTEM LUMEN TABLE AND BUG RATING:

Zone	Lumens	% Fixture	Zone Rating/Lumen Limit		
			B	U	G
FL (0°-30°)	628.6	4.3			
FM (30°-60°)	3439.6	23.6			
FH (60°-80°)	2862.0	19.7			G2/5000
FVH (80°-90°)	341.8	2.4			G3/500
BL (0°-30°)	628.6	4.3	B2/1000		
BM (30°-60°)	3439.6	23.6	B3/5000		
BH (60°-80°)	2862.0	19.7	B4/5000		G4/5000
BVH (80°-90°)	341.8	2.4			G3/500
UL (90°-100°)	0.0	0.0		U0/0	
UH (100°-180°)	0.0	0.0		U0/0	

BUG Rating: B4-U0-G4
 Type II Short





REPORT NUMBER: P543131

CATALOG NUMBER: TT-D7-735-U-RW-PM

CANDELA DISTRIBUTION (FULL):

	0°	5°	15°	25°	35°	45°	55°	65°	75°	85°	90°
0°	1257.7	1257.7	1257.7	1257.7	1257.7	1257.7	1257.7	1257.7	1257.7	1257.7	1257.7
2.5°	1258.6	1258.6	1258.6	1258.6	1260.3	1262.1	1265.6	1266.5	1268.2	1268.2	1268.2
5°	1244.5	1244.5	1241.8	1237.4	1233.1	1230.4	1228.7	1224.3	1219.9	1216.3	1215.5
7.5°	1225.1	1225.1	1220.7	1216.3	1211.9	1210.2	1210.2	1212.8	1214.6	1215.5	1215.5
10°	1210.2	1210.2	1207.5	1206.7	1209.3	1210.2	1213.7	1220.7	1228.7	1232.2	1233.1
12.5°	1198.8	1198.8	1202.3	1206.7	1219.0	1233.1	1251.5	1267.4	1286.7	1294.6	1293.7
15°	1190.0	1190.0	1198.8	1217.2	1243.6	1272.6	1309.6	1343.9	1372.0	1385.2	1393.1
17.5°	1184.7	1186.4	1202.3	1234.8	1279.7	1329.8	1381.7	1438.0	1484.6	1505.7	1504.8
20°	1181.2	1184.7	1210.2	1260.3	1326.3	1402.8	1486.3	1569.9	1628.8	1661.4	1666.6
22.5°	1192.6	1196.1	1229.5	1294.6	1387.0	1503.9	1623.5	1726.4	1822.3	1869.8	1873.3
25°	1204.0	1210.2	1255.9	1342.1	1461.7	1612.1	1771.3	1925.2	2039.5	2112.5	2118.7
27.5°	1225.1	1231.3	1283.2	1391.4	1551.4	1745.8	1958.6	2146.8	2300.8	2398.4	2409.8
30°	1246.2	1252.4	1315.7	1444.1	1642.0	1875.1	2134.5	2371.1	2561.1	2661.4	2690.4
32.5°	1267.4	1276.1	1350.9	1507.5	1744.0	2022.8	2332.4	2605.1	2830.2	2956.0	2961.3
35°	1295.5	1306.9	1393.1	1575.2	1841.7	2172.4	2521.5	2854.0	3102.9	3262.0	3268.2
37.5°	1321.0	1330.7	1435.3	1640.3	1951.6	2323.6	2730.0	3097.6	3421.2	3559.3	3596.3
40°	1350.9	1369.4	1477.6	1708.9	2050.1	2469.6	2938.4	3372.0	3709.7	3912.9	3938.4
42.5°	1386.1	1398.4	1520.6	1775.7	2157.4	2627.9	3160.0	3656.9	4054.5	4265.5	4287.5
45°	1424.8	1438.0	1576.1	1850.5	2277.0	2821.4	3419.5	3995.5	4466.1	4718.5	4751.9
47.5°	1456.4	1472.3	1613.9	1925.2	2387.8	2973.6	3660.5	4352.6	4854.8	5143.3	5165.3
50°	1468.8	1498.7	1649.1	1972.7	2466.1	3120.4	3878.6	4620.9	5209.2	5534.7	5554.9
52.5°	1490.7	1503.9	1672.8	2010.5	2556.7	3248.9	4101.1	4904.1	5552.3	5903.2	5955.1
55°	1481.1	1494.3	1658.7	2024.6	2576.9	3315.7	4207.5	5109.9	5780.9	6157.3	6252.3
57.5°	1442.4	1469.6	1634.1	1989.4	2570.8	3326.2	4261.2	5163.5	5881.2	6309.5	6297.2
60°	1394.0	1415.1	1584.0	1939.3	2512.7	3277.9	4215.4	5160.0	5900.5	6302.5	6354.3
62.5°	1326.3	1349.1	1513.6	1846.1	2448.5	3204.0	4182.0	5061.5	5848.6	6221.5	6296.3
65°	1239.2	1262.1	1420.4	1767.8	2283.2	3036.0	3976.2	4977.9	5703.5	6065.0	6087.0
67.5°	1138.9	1149.5	1306.0	1614.8	2160.9	2881.2	3802.1	4675.4	5369.3	5780.0	5867.1
70°	1017.6	1042.2	1174.1	1471.4	1950.7	2615.6	3491.6	4355.3	5077.3	5416.8	5488.9
72.5°	882.1	907.6	1026.4	1290.2	1728.2	2351.8	3146.8	3988.5	4621.7	4965.6	4971.8
75°	737.9	755.5	859.3	1087.1	1462.6	2025.5	2733.5	3459.9	4042.2	4369.3	4401.9
77.5°	587.5	603.3	680.7	874.2	1189.1	1668.4	2262.9	2933.1	3398.4	3668.4	3712.3
80°	425.7	439.7	501.3	646.4	905.9	1287.6	1785.4	2290.2	2684.2	2918.2	2970.9
82.5°	274.4	277.0	322.8	424.8	595.4	865.4	1250.6	1649.9	1939.3	2127.5	2168.0
85°	132.8	132.8	156.6	208.4	293.8	471.4	712.4	994.7	1178.5	1306.9	1330.7
87.5°	33.4	34.3	36.1	36.9	43.1	51.9	81.8	166.2	252.4	277.9	242.7
90°	0.0	0.0	0.0	0.0	0.0	0.0	0.0	0.0	0.0	0.0	0.0

(END OF REPORT)